

MUA INTERNATIONAL FUND

30 November 2025



INVESTMENT OBJECTIVE AND STRATEGY

The fund’s objective is to provide attractive capital appreciation over the long-term. To avoid excessive volatility over time, the strategy is to hold a mix of foreign assets, with a focus on managed funds invested into diversified equities, fixed income securities and currencies. The Manager follows a philosophy of active asset and geographical allocation, based on its expectation of global economic and market performances.

MAIN BENEFITS

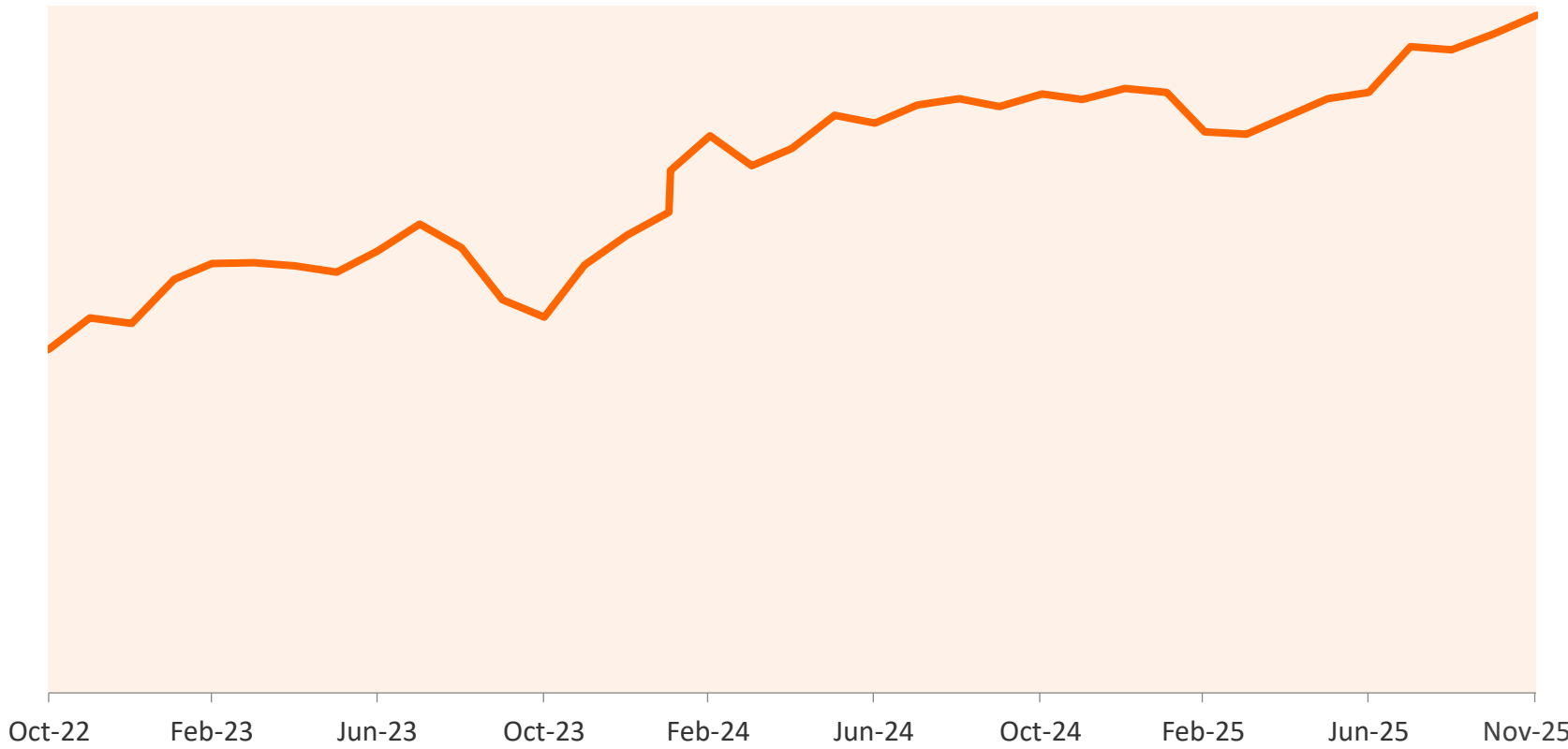
- Optimized risk/return profile as a result of a broad diversification across regions and asset classes
- Combines the flexibility of investing in securities with a fund investment
- Offers a high level of transparency

FUND PERFORMANCE OVERVIEW

CALENDAR YEAR PERFORMANCE

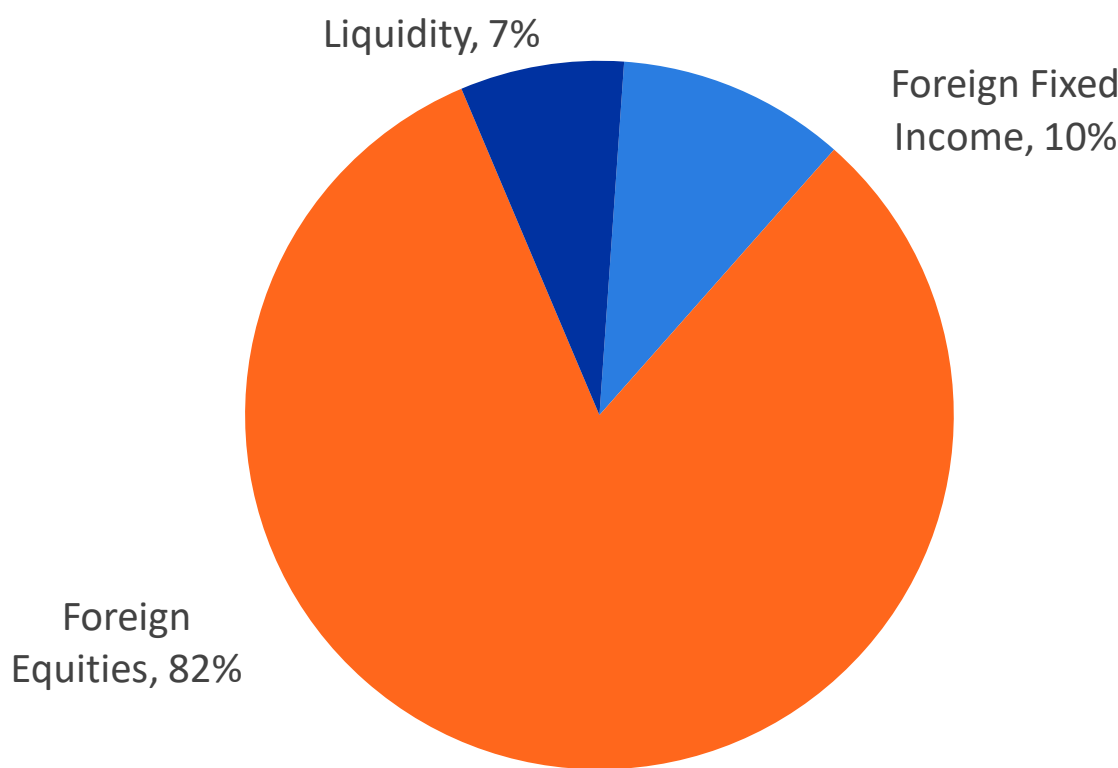
	2022	2023	2024	YTD
Fund	-7.7%	12.4%	16.7%	9.9%
Benchmark ¹	-11.2%	16.9%	19.1%	14.3%

PERFORMANCE SINCE LAUNCH



PORTFOLIO EXPOSURE

ASSET ALLOCATION



KEY MARKET INDICATORS

FOREIGN INDICES

	PERFORMANCE ²
MSCI ACWI (USD)	↓ -0.1%
S&P 500 (USD)	↓ 0.1%
Euro Stoxx 50 (EUR)	↓ 0.1%
MSCI EM (USD)	↓ -2.5%

1. 70% MSCI All Country (AC) World Index USD and 30% Change in US 10 Year Bond
2. Monthly performance of foreign indices in respective local currency terms.

DISCLAIMER:

This document is for information purposes only and does not constitute an offer to buy or sell or to conduct any investment activity. In making investment decisions, investors should not rely solely on this publication and should seek independent professional advice. Prices of the different share classes of the Fund, net of management fees and taxes, are available on our website. MUA Life Ltd is regulated by the Mauritius Financial Services Commission. All performances are gross of management fees. The value of investments and the income from them may go up as well as down. Investors may get back less than the amount invested. Any past performance figures shown are not indicative of future performance. The indicative benchmark of the fund is not a formal benchmark but is shown for comparison purposes. The Fund is only available through our Unit-Linked Plans.

FUND FACTS

Fund Size	Rs.M 22.3
Launch date	31 December 2021
Fund currency	MUR
Dealing frequency	Weekly
Bid / Offer spread	Nil

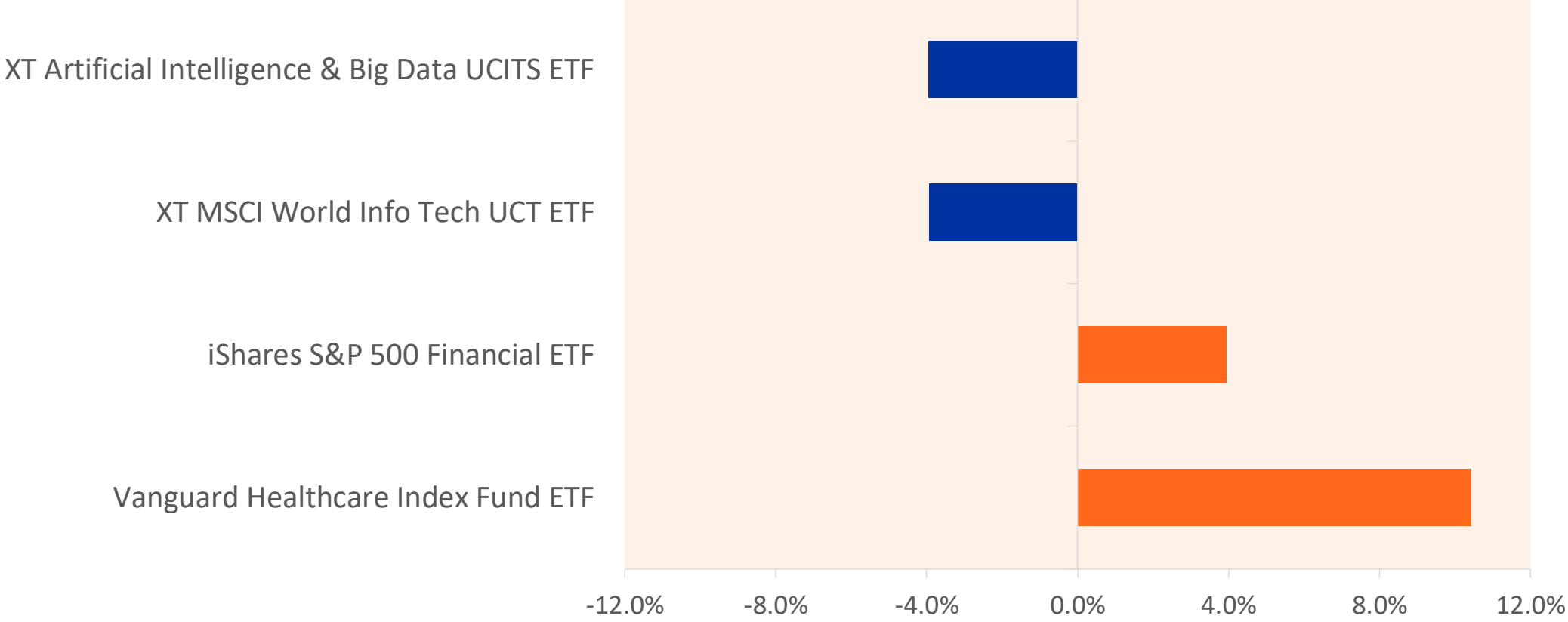
MAIN RISKS

- Fund invests mainly in equities and may therefore be subject to high fluctuations in value
- A long term investment horizon and corresponding risk tolerance and capacity are required
- No hedges are taken against exchange rate risks

PERFORMANCE HISTORY

	1M	3M	6M	1Yr	3Yr	Since launch
Cumulative	1.0%	4.5%	9.8%	9.3%	43.0%	33.1%
Annualised	n/a	n/a	n/a	9.3%	12.7%	7.6%

TOP DETRACTORS



TOP CONTRIBUTORS

TOP 10 HOLDINGS

	% OF FUND
XT Artificial Intelligence & Big Data UCITS ETF	9.1%
iShares S&P 500 Financial ETF	7.9%
XT EURO STOXX 50 UCITS ETF	6.6%
iShares S&P 500 Communication ETF	6.4%
Vanguard Healthcare Index Fund ETF	6.2%
XT MSCI World Info Tech UCT ETF	5.4%
iShares MSCI ACWI UCITS ETF	5.4%
XT MSCI World Consumer Disc UCT ETF	5.4%
Vanguard Consumer Staples ETF	3.9%
Franklin FTSE India UCITS ETF ACC	3.7%

EXCHANGE RATE

	PERFORMANCE
MUR-USD	↓ -0.8%
MUR-EUR	↓ -1.0%