

MUA - BALANCED LIFE INSURANCE FUND



31 July 2025

INVESTMENT OBJECTIVE AND STRATEGY

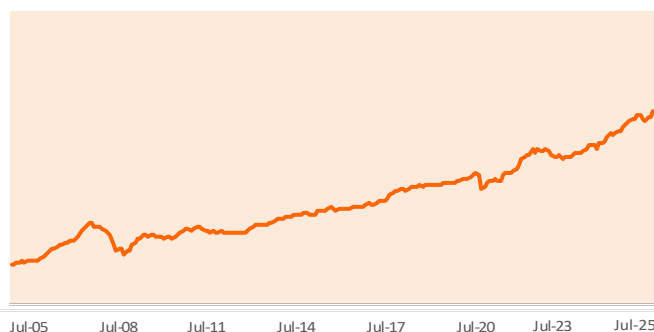
The Fund seeks to achieve medium to long-term capital appreciation with a balanced-risk strategy. However policyholders can expect the value of their portfolio to go up and down in periods of volatility. It will provide policyholders with global exposure to a diversified portfolio of asset classes by investing in a mix of local equities, foreign assets, fixed income instruments, real estate and secured loans.

FUND PERFORMANCE OVERVIEW

CALENDAR YEAR PERFORMANCE

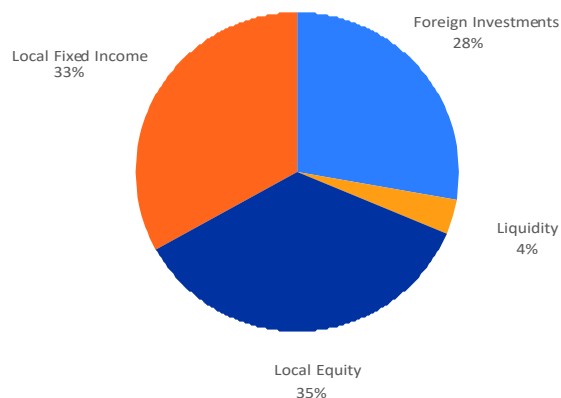
	2021	2022	2023	2024	YTD
Fund	17.9%	-4.6%	9.5%	13.9%	4.7%
Benchmark ¹	16.7%	-1.2%	5.3%	13.2%	3.6%

PERFORMANCE OVER 20 YEARS



PORTFOLIO EXPOSURE

ASSET ALLOCATION



KEY MARKET INDICATORS

LOCAL INDICES

	PERFORMANCE ³
SEMDEX	↑ 5.1%
SEM-10	↑ 5.3%
Headline Inflation	↑ 3.1%

FIXED INCOME SECONDARY MARKET

	YIELD	1 MONTH
Yield 10 Yr GOM Bond	5.5%	↓

1. Benchmark consists of 40% SEMDEX, 15% MSCI ACWI and 45% yield on 10-Yr GOM Bond

2. Excluding fixed Income instruments

3. Performance of local indices is in MUR terms whereas performance of foreign indices is in USD terms except for Euro Stoxx 50 which is in EUR terms

DISCLAIMER:

This document is for information purposes only and does not constitute an offer to buy or sell or to conduct any investment activity. In making investment decisions, investors should not rely solely on this publication and should seek independent professional advice. Prices of the different share classes of the Fund, net of management fees and taxes, are available on our website. MUA Life Ltd is regulated by the Mauritius Financial Services Commission. All performances are gross of management fees. The value of investments and the income from them may go up as well as down. Investors may get back less than the amount invested. Any past performance figures shown are not indicative of future performance. The indicative benchmark of the fund is not a formal benchmark but is shown for comparison purposes. The Fund is only available through our Unit-Linked Plans.

LIFE

MUA Life Ltd BRN C07006990

FUND FACTS

Fund size	MUR M 1,387.0
Launch date	1 October 1989
Fund currency	MUR
Dealing frequency	Weekly
Bid/Offer spread	Nil

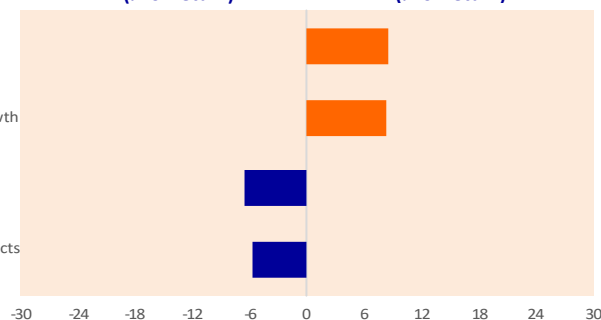
PERFORMANCE HISTORY

	1 M	YTD	1 Y	3 Y	5 Y	10 Y	Since Launch
Cumulative	3.1%	4.8%	11.4%	30.9%	56.4%	99.1%	4522.9%
Annualised	n/a	n/a	11.4%	9.4%	9.4%	7.1%	11.3%

TOP DETRACTORS² (% of return)

MCB Group Ltd
Pioneer US
Fundamental Growth
Fund
Miwa Sugar Ltd
United Basalt Products
Ltd

TOP CONTRIBUTORS² (% of return)



TOP 5 LOCAL EQUITIES

MCB Group Ltd
ER Group Ltd
CIM Financial Services Ltd
Prudence Properties Ltd
Ciel Ltd

% OF LOCAL EQUITY PORTFOLIO

41.9%
6.9%
6.3%
5.8%
5.7%

TOP 5 LOCAL FIXED INCOME

GOM Bond, 4.95%, 06.12.2031
GOM Bond, 6.23%, 20.03.2030
Loans
GOM Bond, 4.29%, 19.02.2027
GOM Bond, 3.92%, 20.10.2026

% OF LOCAL FIXED INCOME PORTFOLIO

15.2%
8.5%
7.6%
5.4%
5.0%

FOREIGN INDICES

	PERFORMANCE ³
MSCI ACWI	↓ 1.3%
MSCI EM	↓ 1.7%
Euro Stoxx 50	↑ 0.3%
S&P 500	↓ 2.2%

2nd Floor, Barkly Wharf, Caudan Waterfront, Port Louis, Mauritius

T 230 207 2500 mua.mu