

# MUA - DYNAMIC PENSION FUND



31 May 2025

## INVESTMENT OBJECTIVE AND STRATEGY

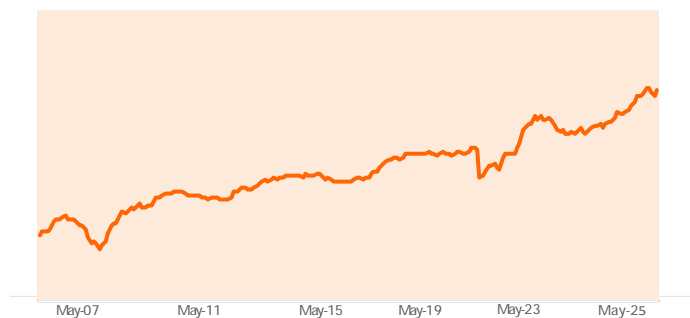
The Fund seeks to achieve competitive long term returns and is targeted at investors with a high risk tolerance. Policyholders can expect the value of their portfolio to significantly move up and down over time. The Fund aims to provide policyholders with exposure to a diversified portfolio of asset classes with particular focus on local equities and foreign assets. The Fund may also have an exposure to fixed income instruments to provide some protection against volatility.

## FUND PERFORMANCE OVERVIEW

### CALENDAR YEAR PERFORMANCE

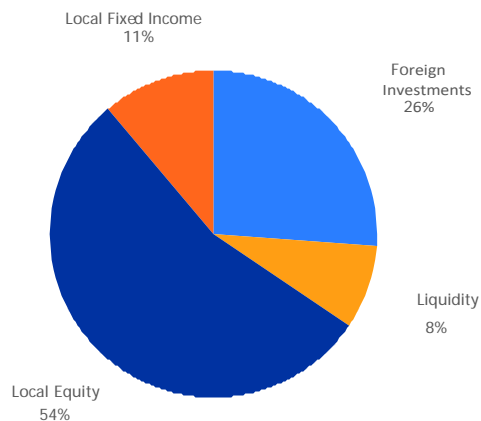
	2021	2022	2023	2024	YTD
Fund	25.5%	-9.4%	6.6%	15.6%	2.0%
Benchmark <sup>1</sup>	23.3%	-2.5%	5.9%	16.9%	1.3%

### PERFORMANCE SINCE LAUNCH



## PORTFOLIO EXPOSURE

### ASSET ALLOCATION



## KEY MARKET INDICATORS

### LOCAL INDICES

	PERFORMANCE <sup>3</sup>
SEMDEX	↑ 2.1%
SEM-10	↑ 2.4%
DEMEX	↑ -1.1%
Headline Inflation	↑ 2.7%

## FUND FACTS

Fund size	MUR M 40.6
Launch date	1 June 2006
Fund currency	MUR
Dealing frequency	Weekly
Bid/Offer spread	Nil

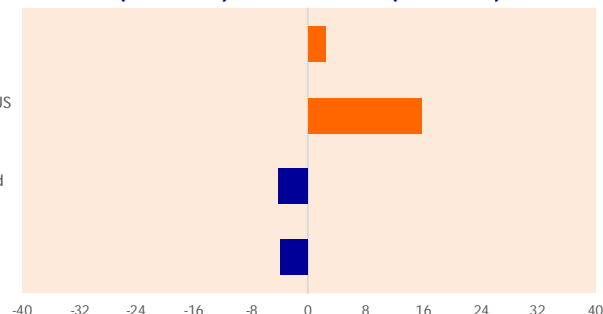
## PERFORMANCE HISTORY

	1 M	YTD	1 Y	3 Y	5 Y	10 Y	Since Launch
Cumulative	3.3%	2.0%	12.4%	20.0%	62.6%	67.9%	407.6%
Annualised	n/a	n/a	12.4%	6.3%	10.2%	5.3%	8.9%

### TOP DETRACTORS<sup>2</sup> (% of return)

MCB Group Ltd  
Morgan Stanley US Advantage Fund  
SBM Holdings Ltd  
Ascencia Ltd

### TOP CONTRIBUTORS<sup>2</sup> (% of return)



## TOP 10 LOCAL EQUITIES

MCB Group Ltd  
CIM Financial Services Ltd  
Ciel Ltd  
SBM Holdings Ltd  
ENL Ltd  
Rogers Ltd  
MUA Property Trust  
Vivo Energy Ltd  
Terra Mauricia Ltd  
Medine Ltd

## % OF LOCAL EQUITY PORTFOLIO

39.3%  
7.4%  
6.3%  
6.3%  
5.8%  
5.1%  
4.5%  
3.4%  
2.6%  
2.6%

1. Until July 23 - Benchmark: 60% SEMDEX, 20% MSCI ACWI and 20% headline inflation +2%; As from Aug 23 - Benchmark: 60% SEMDEX, 20% MSCI ACWI and 20% change in 10 Yr GOM Bond Yield

2. Exclude Fixed Income Instruments

3. Performance of local indices is in MUR terms whereas performance of foreign indices is in USD terms except for Euro Stoxx 50 which is in EUR terms.

## DISCLAIMER:

This document is for information purposes only and does not constitute an offer to buy or sell or to conduct any investment activity. In making investment decisions, investors should not rely solely on this publication and should seek independent professional advice. Prices of the different share classes of the Fund, net of management fees and taxes, are available on our website. MUA Life Ltd is regulated by the Mauritius Financial Services Commission. All performances are gross of management fees. The value of investments and the income from them may go up as well as down. Investors may get back less than the amount invested. Any past performance figures shown are not indicative of future performance. The indicative benchmark of the fund is not a formal benchmark but is shown for comparison purposes. The Fund is only available through our Unit-Linked Plans.

## LIFE

MUA Life Ltd BRN C07006990

2nd Floor, Barkly Wharf, Caudan Waterfront, Port Louis, Mauritius

T 230 207 2500 mua.mu