

AUDITED CONDENSED FINANCIAL STATEMENTS

YEAR ENDED 31 DECEMBER 2019



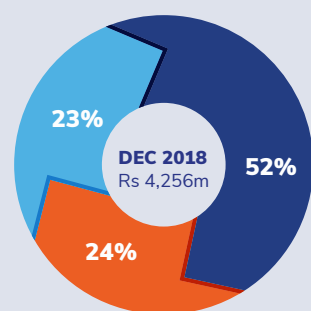
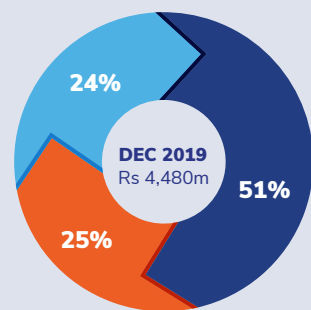
+5% GROSS PREMIUM EARNED
Rs 4,480m

+25% PROFIT AFTER TAX
Rs 444m

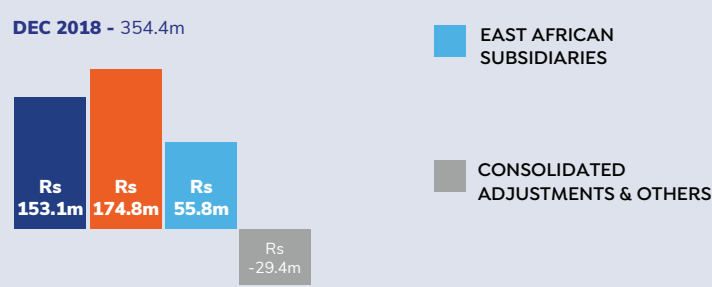

+24% EARNINGS PER SHARE
Rs 8.47

+21% MARKET CAPITALISATION
Rs 3.8bn as at 31 December 2019

GROUP GROSS PREMIUM EARNED



NET PROFIT AFTER TAX



AUDITED CONDENSED STATEMENTS OF FINANCIAL POSITION - 31 DECEMBER 2019

	THE GROUP	
	AUDITED 2019 Rs'000	PROFORMA 2018 Rs'000
ASSETS		
Non-current assets	13,057,022	11,675,086
Current assets	3,713,291	3,370,063
Total assets	16,770,313	15,045,149
EQUITY AND LIABILITIES		
Capital and reserves		
Owners of Parent	2,839,493	2,574,107
Non-controlling interests	638,039	536,833
Total equity	3,477,532	3,110,940
Insurance contract liabilities	2,824,968	2,732,070
Life Assurance Fund	7,794,209	7,229,437
Investment contract liabilities	1,002,454	866,760
Non-current liabilities	799,833	404,344
Current liabilities	871,317	701,598
Total equity and liabilities	16,770,313	15,045,149
Net assets per share (Rs)	62.97	57.09
Number of ordinary shares in issue ('000)	45,090	45,090

AUDITED CONDENSED STATEMENT OF PROFIT AND LOSS - YEAR ENDED 31 DECEMBER 2019

	THE GROUP	
	2019 Rs'000	2018 Rs'000
Gross premiums earned	4,480,243	4,256,180
Net earned premiums	3,333,932	3,178,745
Profit before tax	494,404	410,356
Income tax	(50,534)	(55,993)
Profit for the year	443,870	354,363
Profit attributable to:		
Owners of the parent	381,850	309,069
Non-controlling interests	62,020	45,294
Earnings per share (Rs)		
Basic	8.47	6.85
Diluted	8.43	6.84

NOTES TO THE AUDITED CONDENSED FINANCIAL STATEMENTS YEAR ENDED 31 DECEMBER 2019

The Directors are pleased to present the audited condensed financial statements of the Group for the year ended 31 December 2019.

The abridged audited financial statements for the year ended 31 December 2019 have been audited by Ernst & Young.

Basis of Accounting

The audited financial statements for the year ended 31 December 2019 have been prepared on the same basis as the accounting policies set out in the statutory financial statements of the Group for the year ended 31 December 2018, except for the adoption of relevant amendments to existing standards, new published standards and interpretations issued which are now effective. Where necessary, comparative figures have been amended to conform with change in presentation in the current year.

Review of Group Results

On 7 January 2019 The Mauritius Union Assurance Cy. Ltd (MUACL) proceeded with the Scheme of Arrangement whereby each shareholder of MUACL received the equivalent number of shares in MUA Ltd.

The comparatives figures of MUA Ltd are, in essence, those of MUACL following the scheme of arrangement whereby each shareholder of MUACL received the equivalent number of shares in MUA Ltd.

- The Group's net profit after tax amounted to Rs 443.9m compared to Rs 354.4m for the same period last year. This was bolstered by the strong performance of our African subsidiaries with a profit after tax increase of 105%, compared to 2018.

- Earnings per share amounted to Rs 8.47 compared to Rs 6.85 for the same period last year. Diluted earnings per share amounted to Rs 8.43 (2018: Rs 6.84).

- Net assets per share as at 31 December 2019 amounted to Rs 62.97 compared to Rs 57.09 as at 31 December 2018.

Outlook

- In January 2020, MUA Ltd entered into a Share Purchase Agreement to acquire Saham Kenya, to strengthen our position in that market. The necessary regulatory approvals are currently in progress.

- The global outbreak of the COVID-19 virus in early 2020 is generating unprecedented circumstances and disruptions to social activities and financial markets. The situation is evolving rapidly and MUA is currently assessing the potential impact the pandemic will have on business operations and the markets in which we operate.

By order of the Board

ECS Secretaries Ltd
Secretary
31 March 2020

AUDITED CONDENSED STATEMENTS OF COMPREHENSIVE INCOME - YEAR ENDED 31 DECEMBER 2019

	THE GROUP	
	2019 Rs'000	2018 Rs'000
Profit for the year	443,870	354,363
Other comprehensive income	46,641	(15,294)
Total comprehensive income	490,511	339,069
Total comprehensive income attributable to:		
Owners of the parent	388,962	295,190
Non-controlling interests	101,549	43,879
	490,511	339,069

AUDITED CONDENSED STATEMENTS OF CHANGES IN EQUITY - YEAR ENDED 31 DECEMBER 2019

THE GROUP	ATTRIBUTABLE TO OWNERS OF PARENT									
	SHARE CAPITAL	SHARE PREMIUM	IFRS2 RESERVES	SHARE OPTION RESERVES	OTHER RESERVES	RETAINED EARNINGS	TOTAL RESERVE	NON-DISTRIBUTABLE SHARE OF LIFE SURPLUS	NON-CONTROLLING INTERESTS	TOTAL
Balance at 1 January 2019	Rs'000 450,900	Rs'000 273,068	Rs'000 (8,051)	Rs'000 11,629	Rs'000 (6,792)	Rs'000 1,840,652	Rs'000 1,837,438	Rs'000 12,701	Rs'000 536,833	Rs'000 3,110,940
Share based payment	-	-	3,578	-	-	-	3,578	-	-	3,578
Restructuring adjustment	273,068	(273,068)	-	-	-	-	-	-	-	-
Disposal of financial assets	-	-	-	-	848	(848)	-	-	-	-
Total comprehensive income	-	-	-	-	6,369	382,593	388,962	-	101,549	490,511
Movement in reserves	-	-	-	-	5,054	(5,054)	-	-	-	-
Transfer of distributable share of Life Surplus	-	-	-	-	-	8,366	8,366	(8,366)	-	-
Dividends	-	-	-	-	-	(127,154)	(127,154)	-	(343)	(127,497)
Balance at 31 December 2019	723,968	-	(4,473)	11,629	5,479	2,098,555	2,111,190	4,335	638,039	3,477,532
Balance at 1 January 2018	450,900	273,068	-	-	3,375	1,705,043	1,708,418	15,535	560,032	3,007,953
Share based payment	-	-	(8,051)	11,629	-	-	3,578	-	-	3,578
Effect of adoption of IFRS9	-	-	-	-	(148)	(20,932)	(21,080)	-	(11,035)	(32,115)
Disposal of financial assets	-	-	-	-	1,223	(1,223)	-	-	-	-
Total comprehensive income	-	-	-	-	(14,856)	310,046	295,190	-	43,879	339,069
Movement in reserves	-	-	-	-	3,614	(3,614)	-	-	-	-
Transfer of distributable share of Life Surplus	-	-	-	-	-	2,834	2,834	(2,834)	-	-
Acquisition of non controlling interest	-	-	-	-	-	(30,661)	(30,661)	-	(55,774)	(86,435)
Dividends	-	-	-	-	-	(120,841)	(120,841)	-	(269)	(121,110)
Balance at 31 December 2018	450,900	273,068	(8,051)	11,629	(6,792)	1,840,652	1,837,438	12,701	536,833	3,110,940

AUDITED CONDENSED SEGMENTAL REPORT

THE GROUP YEAR ENDED 31 DECEMBER 2019	CASUALTY	PROPERTY	TOTAL	LIFE	OTHER	CONSOLIDATED ADJUSTMENTS	TOTAL
	Rs' 000	Rs' 000	Rs' 000	Rs' 000	Rs' 000	Rs' 000	Rs' 000
Segment income	2,436,924	473,763	2,910,687	1,627,686	75,929	(61,169)	4,553,133
Segment results	287,175	68,679	355,854	186,650	15,017	(63,117)	494,404
Taxation	-	-	-	-	-	-	(50,534)
Net profit for the year							443,870
YEAR ENDED 31 DECEMBER 2018	CASUALTY	PROPERTY	TOTAL	LIFE	OTHER	CONSOLIDATED ADJUSTMENTS	TOTAL
	Rs' 000	Rs' 000	Rs' 000	Rs' 000	Rs' 000	Rs' 000	Rs' 000
Segment income	2,161,753	595,944	2,757,697	1,371,887	68,540	(52,614)	4,145,510
Segment results	198,986	68,586	267,572	174,873	21,448	(53,537)	410,356
Taxation	-	-	-	-	-	-	(55,993)
Net profit for the year							354,363
Total assets	CASUALTY	PROPERTY	TOTAL	LIFE	OTHER	CONSOLIDATED ADJUSTMENTS	TOTAL
	Rs'000	Rs'000	Rs'000	Rs'000	Rs'000	Rs'000	Rs'000
31 December 2019	5,463,295	1,144,338	6,607,633	9,927,545	1,033,049	(797,914)	16,770,313
31 December 2018	4,864,865	1,781,511	6,646,376	9,049,245	107,689	(758,161)	15,045,149

AUDITED CONDENSED STATEMENTS OF CASH FLOWS - YEAR ENDED 31 DECEMBER 2019

	THE GROUP	
	2019 Rs'000	2018 Rs'000
Net cash generated from operating activities	936,878	986,095
Net cash used in investing activities	(1,020,128)	(974,565)
Net cash generated from/(used in) financing activities	152,548	(121,110)
Net increase/(decrease) in cash and cash equivalents	69,298	(109,580)
Movement in cash and cash equivalents		
At 1 January	531,712	625,990
Increase/(decrease) in cash and cash equivalents	69,298	(109,580)
Exchange gains on cash and cash equivalents	10,675	15,302
At 31 December	611,685	531,712

This Communiqué is issued pursuant to Listing Rule 12.14 and published as per the Securities Act 2005

Copies of the abridged interim report are available free of charge from the Company Secretary at the registered office of the Company or may be viewed on the Company's website: mua.mu.

The statement of direct and indirect interests of officers pursuant to rule 8(2)(m) of the Securities (Disclosure Obligations of Reporting Issuer) 2007 are available free of charge upon request from the Company Secretary at the registered office of the Company.

The Board of Directors of MUA Ltd accepts full responsibility for the accuracy of the information contained in this report.